

Dati dimensionali Dimensional features

Volume imballo Packaging Volume	220 x 80 x h120 cm 2,11 m³
------------------------------------	----------------------------------

Peso netto Net weight	350 kg
--------------------------	--------

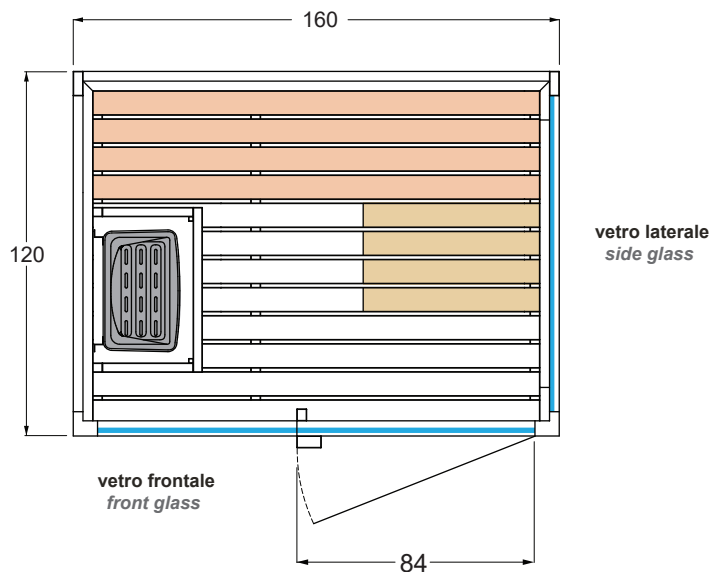
Caratteristiche elettriche Electrical features

Voltaggio Voltage	220/380 volt
----------------------	-----------------

Frequenza Frequency	50/60 Hz
------------------------	----------

Assorbimento stufa Stove absorption	3 Kw
---	------

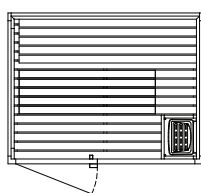
Disegno tecnico / Technical drawing



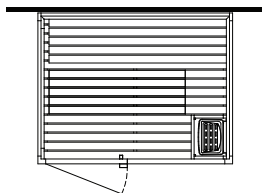
Versione sinistra.
La versione destra è speculare.

Left side version.
For the right version,
reverse the drawing.

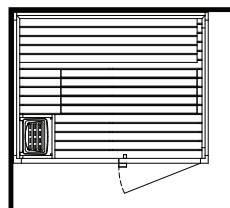
Installazioni disponibili / Installations allowed



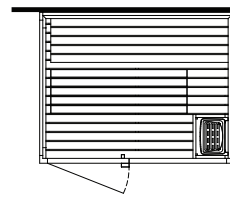
CENTROSTANZA



A PARETE

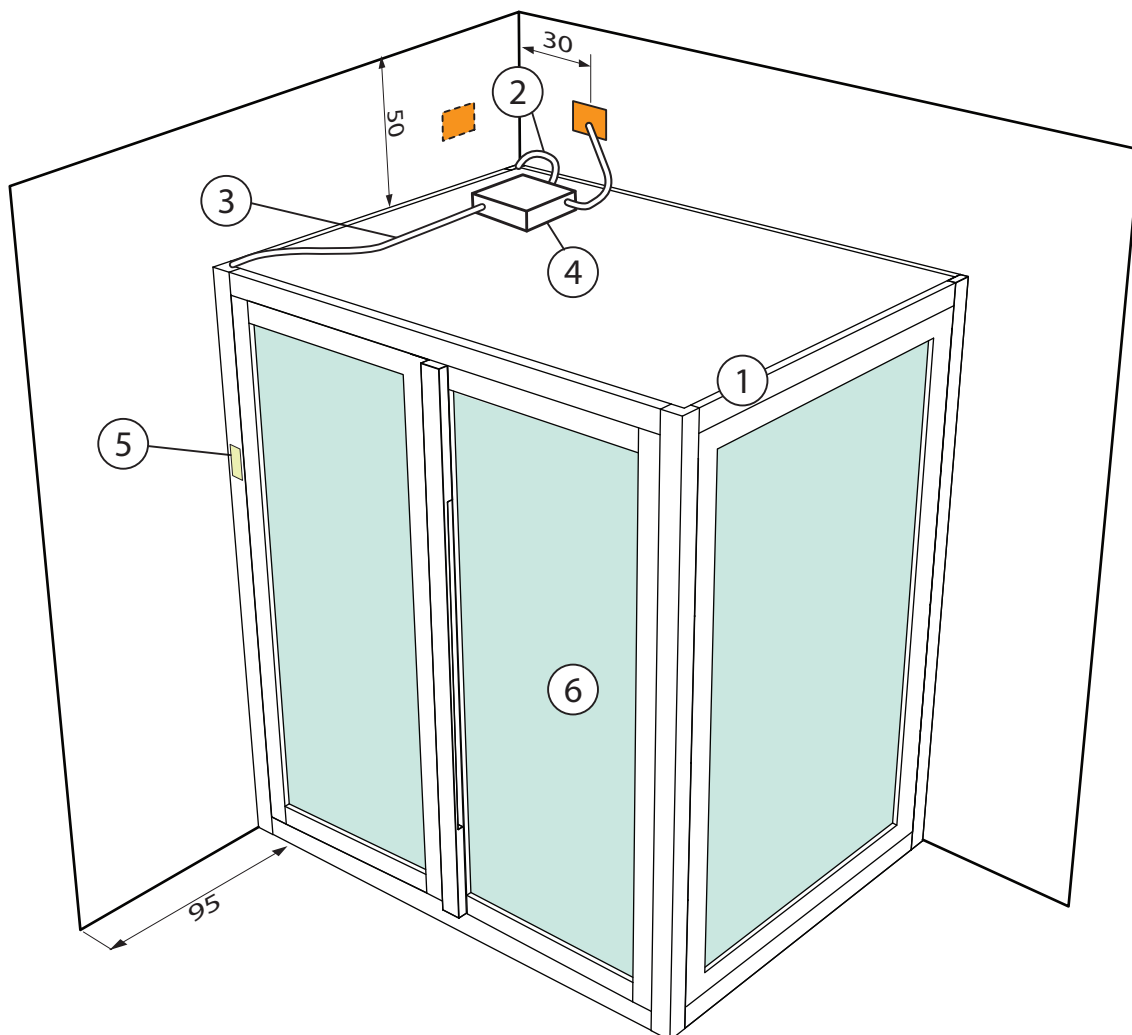


1 (sx)



7 (dx)

Installazione idraulica - Installazione elettrica / Hydraulic installation - Electrical installation



ITALIANO

Versione sinistra.
La versione destra è speculare.

Dimensioni di ingombro in centimetri.

- 1 - Cabina Sauna
- 2 - Cablaggio LED strip
- 3 - Cablaggio Pannello Touch
- 4 - Scatola derivazione
- 5 - Pannello Controllo Touch
- 6 - Porta

■ = Aree disponibili per gli allacciamenti.

ENGLISH

Left side version.
For the right side version, reverse the drawing.

Overall dimension in centimetres.

- 1 - Cabin Sauna
- 2 - Wiring LED strip
- 3 - Touch Panel Wiring
- 4 - Power Box
- 5 - Touch Control Panel
- 6 - Door

■ = Area for positioning of the outlets.